



Assessment of Aquaproof 115 UV-R Waterproofing Membrane to: AS 4654.1:2012 Waterproofing membranes for external above- ground use Part 1: Materials

Report number SW8649-02 [This is a private relabel report from CSIRO test report SW8519]
CSIRO job number SW8649

Date of issue 25 May 2026

Client

The Trustee for Pasco Construction Solutions Unit Trust
241 Ingles Street,
Port Melbourne
VIC 3207
Australia

TERM OF VALIDITY

This CSIRO Wet Area Membranes 1st revalidation report will retain validity to 29/01/2027.

Revalidation/reassessment is required to extend conformity beyond this date.

Commercial-in-confidence

Use of Reports

Use of Reports – Testing

This report is subject to binding obligations under which it was prepared. In particular, the Report must not be used:

- As a means of endorsement; or,
- In a company prospectus or notification to a Stock Exchange document for capital raising, without the prior written consent of CSIRO.

The Report may be published verbatim and in full, provided that a statement is included on the publication that it is a copy of the Report issued by CSIRO.

Excerpts of the Report may not be published.

Use of Reports – Consultancy

This report is subject to binding obligations under which it was prepared. In particular, the Report may only be used for the following purposes:

- The information in the Report may be used by the party that commissioned the Report for its internal business operations (but not licensing to third parties);
- The report may be copied for distribution within the organisation that commissioned the Report;
- Copies of the Report (or extracts of the Report) may be distributed to contractors and agents of the organisation that commissioned the Report who have a need for the Report for its internal business operations. Any extracts of the Report distributed for this purpose must clearly note that the extract is part of a larger Report held by the organisation that commissioned the Report and which has been prepared by CSIRO.

The name, trademark or logo of the CSIRO must not be used without the prior written consent of CSIRO.

The Report must not be used as a means of endorsement without the prior written consent of CSIRO.

Copyright and disclaimer

© 2026 CSIRO To the extent permitted by law, all rights are reserved and no part of this publication covered by copyright may be reproduced or copied in any form or by any means except with the written permission of CSIRO. CSIRO advises that the information contained in this publication comprises observations based on test results. The reader is advised and needs to be aware that such information may be incomplete or unable to be used in any specific situation. No reliance or actions must therefore be made on that information without seeking prior expert professional, scientific and technical advice. To the extent permitted by law, CSIRO (including its employees and consultants) excludes all liability to any person for any consequences, including but not limited to all losses, damages, costs, expenses, and any other compensation, arising directly or indirectly from using this publication (in part or in whole) and any information or material contained in it.

The results reported herein relate only to the item(s) tested.

Contents

Introduction.....	7
Test specimen description.....	8
Test Methodology	8
<i>ASTM E96/E96M – 16 Water Vapour Transmission of materials.....</i>	<i>8</i>
<i>AS4654.1-2012 Appendix B Resistance to cyclic movement</i>	<i>9</i>

Testing to AS 4654.1:2012 Waterproofing membranes for external above-ground use Part 1: Materials

AS 1580.403.2-2006 Paints and related materials – methods of test: Abrasion resistance..... 9

AS 4654.1-2012 Appendix A Durability of membrane and Temperature Resistance 9

ASTM C794:2018 Standard test method for adhesion-in-peel of elastomeric joint sealants..... 10

AS/NZS 4347.9:1995 (Reconfirmed) 2014 Damp-proof courses and flashings—Methods of test, Method 9: Determining thickness..... 10

Results11

ATSM E96/E96M - 16 Water Vapour Transmission of materials 11

AS 4654.1:2012 Appendix B Resistance of waterproofing membranes to cyclic movement 12

AS 1580.403.2.1-2006 Paints and related materials – methods of test: Abrasion resistance..... 13

AS 4654.1:2012 Appendix A Durability of membrane 14

ASTM C794:2018 Standard test method for adhesion-in-peel of elastomeric joint sealants..... 16

AS/NZS 4347.9:1995 (Reconfirmed) 2014 Damp-proof courses and flashings—Methods of test, Method 9: Determining thickness..... 17

Comments17

Figures

Figure 1 Top face of Aquaproof 115 UV-R - Waterproofing Membrane.....	8
Figure 2 Underside of Aquaproof 115 UV-R - Waterproofing Membrane	8
Figure 3 Images of test sample performing durability load / elongation test	15
Figure 4 Images OF test sample performing Adhesion-In-Peel.....	16

Tables

Table 1 Summary of test requirements and test specimen results for AS4654.1:2012.....	5
Table 2 Details of submitted test specimen.....	7
Table 3 Details of the schedule for testing of the submitted specimen	7
Table 4 Water Vapour Transmission test results	11
Table 5 Test sample holing during cyclic movement and test results.....	12
Table 6 abrasion resistance test results	13
Table 7 Durability test results	14
Table 8 Adhesion-in-Peel Strength tests results	16
Table 9 Determining Thickness test results.....	17

1 Summary

Test Standard: Testing was conducted on a waterproofing membrane for external above-ground use with fully bonded membrane liquid exposed to assess its performance for: water vapour transmission; water absorption; acceptance of cycle movement; durability; abrasion resistance; bond strength and thickness. The external waterproofing membranes properties were tested in accordance with the Australian Standard AS4654.1:2012.

All methods were carried out according to Tables 2.1 under fully bonded membrane liquid exposed against the performance criteria of Tables A1, A3 and A4.

Test results: The waterproofing membrane presented for testing complied with the performance criteria set in AS4654.1:2012 waterproofing membrane for external above-ground, exposed to both pedestrian traffic and non-trafficable. The following table shows the Aquaproof 115 UV-R - Waterproofing Membrane performance as assessed from testing.

TABLE 1 SUMMARY OF TEST REQUIREMENTS AND TEST SPECIMEN RESULTS FOR AS4654.1:2012

TEST	METHOD	REQUIREMENTS	RESULT	STATUS
(a) Moisture Transmission Rate	ASTM E 96 Desiccant method for Determining Water Vapour Transmission (WVT)	Record result	WVT 7.79 g/m ² /24hrs Permeance 64.17 ng/Pa.s.m ²	Complied
(b) Acceptance of movement	AS AS4654.1 Appendix B for assessment of cyclic movement of membrane	Pass or fail criteria by observing any cracking, rupture holing or extending through the thickness for more than 1 mm in from the edge of the specimen.	Class III	Complied
(c) Abrasion resistance 2.3.2 Trafficable	AS 1580.403.2.1-2006 Paints and related materials	Pedestrian traffic only – abrasion depth less than 0.2 mm. Occasional service vehicle traffic – abrasion depth less than 0.1 mm. Regular vehicle traffic – abrasion depth less than 0.05 mm.	0.071mm	Occasional service vehicle traffic
(d) Durability 1. Control 2. Water immersion 3. Detergent immersion 4. Heat ageing at 80°C 5. Ultraviolet resistance 6. Temperature resistance at -15°C to +85°C	AS4654.1 Appendix A for assessment of membranes durability AS4654.2 temperature resistance section 2.4.2 (c)	Pass or fail criteria; compared to control samples: elongation at break shall be not less than 25 % for water and detergent immersion. Whereas elongation at break shall be not less than 50 % for heat ageing samples.	1. Class III 2. Class III 3. Class III 4. Class III 5. Class III 6. Class III	Complied
(e) Bond strength to concrete and villa flooring substrate	ASTM C794 Standard test method for adhesion-in-peel of elastomeric joint sealants	Test samples exposed to dry conditions, then tested for adhesion-in-peel strength.	105.02N with 100% adhesive failure loss for concrete. 2.07N with 100% substrate failure loss for fibre-cement sheeting.	Complied
(f) Membrane thickness	AS/NZS 4347.9:1995 (Reconfirmed) 2014 Damp-proof courses and flashings.	The film thickness shall be measured at a minimum of five points and a maximum of 10 points, equally spaced across the strip.	1.206mm	Complied

SUMMARY OF RESULTS

AS 4654.1:2012 Waterproofing membranes for external above-ground use, exposed:

Appendix A: Assessment of Durability of waterproof membranes

Test Report No.	8319.2	SW8519	
Year of test	2020	2024	
Control	321%(Class III)	378%(Class III)	
Water Immersion	257%		PASS
Detergent Immersion	320%		PASS
Heat Ageing @ 80 °C	238%		PASS
Temperature Resistance	259% @-15°C		PASS
	283% @+85°C		PASS
Abrasion resistance	0.071		depth of abrasion<0.2mm
Ultraviolet Resistance	317%		PASS

The Trustee for Pasco Construction Solutions Unit Trust, test sample, the Aquaproof 115 UV-R - Waterproofing Membrane achieves the performance requirements of AS 4654.1:2012 Waterproofing membranes for external above-ground use, exposed, Class III membrane installation.

Appendix B: Assessment of resistance of waterproofing membranes to cyclic movement

Pass or fail criteria by observing any cracking, rupture holing or extending through the thickness for more than 1 mm in from the edge of the specimen.

Result: No fatigue cracking exhibited. PASS

ASTM E96: Water Vapour Transmission of Materials

Result 7.79 g/m²/24 PASS

AS 4347.9:2002 Thickness 1.206mm

ASTM C794:2015 Bond Strength – Concrete 105.02N

Bond Strength - Fibre-cement sheeting 2.07N

Note: The above is only a summary of the overall results and must be read in conjunction with the relevant sections of this report.

2 Introduction

CSIRO Services was engaged by The Trustee for Pasco Construction Solutions Unit Trust to assess a waterproofing membrane for compliance against the AS4654.1:2012 according to Table 2.1 under fully bonded membrane sheet with compliance confirmed against the performance criteria of Tables A1, A3 and A4. The details for this assessment are listed in Table 3 below.

TABLE 2 DETAILS OF SUBMITTED TEST SPECIMEN

CSIRO Agreement No.:	SW8649
TEST SPONSOR:	The Trustee for Pasco Construction Solutions Unit Trust
PRODUCT DESCRIPTION:	Aquaproof 115 UV-R - Waterproofing Membrane

Note: CSIRO accepts no responsibility for the selection of specimens. The results in this report apply to the specimens tested and may not be applicable.

to other specimens of the same product.

This report details the performance, testing conditions and outcomes of the specimen assessed in accordance with waterproofing membrane system for exterior use - above ground level. Table 4 details the sponsor’s specified schedule of tests for the product.

TABLE 3 DETAILS OF THE SCHEDULE FOR TESTING OF THE SUBMITTED SPECIMEN

CSIRO Agreement No.:	SW8649
TEST SCHEDULE:	<p>AS4654.1 Clause A2, A4 Tables A1, A3 & A4:</p> <ul style="list-style-type: none"> a) Moisture vapour transmission rate - ASTM Designation E96/E96M – 16, ‘Standard Test Methods for Water Vapour Transmission’; b) Acceptance of cyclic movement; Appendix B ‘Assessment of resistance of waterproofing membranes to cyclic movement’; c) Abrasion resistance AS 1580.403.2.1-2006 Paints and related materials; d) Durability - Appendix A ‘Assessment of durability of waterproofing membranes: <ul style="list-style-type: none"> Table A4 (a) Controls Table A4 (b) Water immersion Table A4 (c) Detergent immersion Table A1 & A4 (e) Heat aging at 80°C Table A1 & A4 (f) Ultraviolet resistance at 1000h of exposure (g) Temperature resistance at -15°C to +85°C e) Bond strength to concrete substrate - ASTM C794:2018 Standard test method for adhesion-in-peel of elastomeric joint sealants. f) Membrane thickness – AS/NZS 4347.9:1995 (Reconfirmed) 2014 Damp-proof courses and flashings.

3 Test specimen description

The Aquaproof 115 UV-R - Waterproofing Membrane supplied by The Trustee for Pasco Construction Solutions Unit Trust is a one-component moisture curing membrane and has a polyurethane base. The nominal size of the membrane was 200 mm wide, 430 mm length and 1.2 mm thick.

For 1st revalidation, The nominal size of the membrane 300 X 150 X ~1.00 mm, one sheets.

The supplied specimen for assessment is shown below in Figures 1 and 2.



FIGURE 1 TOP FACE OF AQUAPROOF 115 UV-R - WATERPROOFING MEMBRANE



FIGURE 2 UNDERSIDE OF AQUAPROOF 115 UV-R - WATERPROOFING MEMBRANE

4 Test Methodology

4.1 ASTM E96/E96M – 16 Water Vapour Transmission of materials

This Standard outlines the method for determining water vapour transmission (WVT) through the membrane using the desiccant and dummy sample method.

Four test samples were prepared by mechanical sealed using two neoprenes and a Teflon gasket placed onto the open side of the test cups. The test cups contain dried desiccant with the trafficable side facing up were placed in a climate-controlled environment with periodic weighing so that the rate of water vapour movement through the membrane to the desiccant can be determined.

The exposed area (test dish face) for each of the cups was 0.002827 m². The test cups (all except the dummy sample, no desiccant) had a 6 mm gap between the desiccant and the underside of the membrane.

All test assemblies were kept in a Steridium environmental where chamber temperature humidity is maintained at a temperature of 23 ±2°C and 50 ±5% relative humidity, for the 37 days duration. Measurements taken each

afternoon (excluding weekends) over this period to determine the weight change and permeance of the membrane.

4.2 AS4654.1-2012 Appendix B Resistance to cyclic movement

This Standard outlines the method for determining resistance of membrane to cyclic movement set at 4mm extension.

A rectangular test sample of 65 mm x 25 mm x 1.22 mm was cut from the Aquaproof 115 UV-R - Waterproofing Membrane, then held in the test grips (70(w) x 45(l) x 20(t) mm), exposing a 25 x 2 mm central portion of the sample.

An Applied Test Systems Series 904 Vertical Sealant Tester was used for testing. The vertical sealant testing machine used software for cyclic movement control. The vertical testing machine was set to elongate the clamped test sample for the cycling is 4mm extension. Once the test piece reached full extension, it then returned to its original position, which completed one cycle of movement. The elongation and return were then repeated to complete a 50-cycle movement test, each cycle conducted over a nominal 2-hour period.

The test sample was inspected for signs of breakage or cracks and measured for any necking. A reduction in width of more than 1 mm inwards from the edge of the test sample constitutes a failure.

4.3 AS 1580.403.2-2006 Paints and related materials – methods of test: Abrasion resistance

This Standard outlines the method for determining the abrasion resistance for trafficable of the exposed membrane when tested in accordance with AS 1580.403.2 using the H-22 wheel with 1000 cycles.

Two supplied square test panels of 100 mm x 100 mm x 3.05 mm plain low carbon steel with Aquaproof 115 UV-R - Waterproofing Membrane coated on top. Samples were kept in a conditioning room maintained at a temperature of $23 \pm 2^\circ\text{C}$ and $60 \pm 5\%$ relative humidity, for the minimum of 24h duration. After the completion of this exposure period the samples, a hole shall be drilled in the centre of each panel to enable it to be held securely in position on the Taber 5155 abrader. Each panel were wiped dry and then weighed (g) and recorded thickness (mm) before and after 1000 cycles, determining the mass loss and depth thickness.

4.4 AS 4654.1-2012 Appendix A Durability of membrane and Temperature Resistance

This Standard outlines the method for determining resistance of the membrane's durability after conditioning in various solutions over set periods, then assessed against an unconditioned material.

Testing of the Aquaproof 115 UV-R - Waterproofing Membrane was in accordance with Appendix A4.2 Durability of membranes. As specified in A2.2.1 the membrane test samples were prepared in accordance with AS 1145.3-2001, Type 2, strip samples 10mm width with a 50mm gauge length. Test samples were exposed and conditioned to those requirements specified in Table A1, A4 & Temperature Resistance of AS4654.1-2012.

In accordance with A4.2.2.2 Testing, a universal testing machine, fitted with a calibrated 5kN load cell, was used to record the elongation at break and tensile strength. The elongation at break of the immersed test samples were compared to the control test samples.

4.5 ASTM C794:2018 Standard test method for adhesion-in-peel of elastomeric joint sealants

This test method consists of preparing four strip test specimens of 25mm width and 250mm in length by embedding a wire mesh screen between two thin layers of the membrane being tested, on concrete and fibre-cement sheeting substrates. Eraprime LV452 – Concrete Primer first apply on surface of both substrates per manufacturer's procedure, follow with the Aquaproof 115 UV-R - Waterproofing Membrane. For each coating, remix briefly before applying strips only 100mm in length on to the surface of concrete and fibre-cement sheeting substrates to ensure good initial bond. All test specimens were kept in a conditioning room maintained at a temperature of $23 \pm 2^{\circ}\text{C}$ and $60 \pm 5\%$ relative humidity, for the 21 days duration. Then the specimens were placed in a tension-testing machine in such a way the test sample is peeled back from the substrates at 180° to the face of the sample. The exerted force was measured as well as the mode of failure of the membrane from both substrates at the test rate of 50mm/min for 1 minute.

4.6 AS/NZS 4347.9:1995 (Reconfirmed) 2014 Damp-proof courses and flashings— Methods of test, Method 9: Determining thickness.

This Standard sets out a means to determining the thickness of polyethylene film. All three rectangular test strips of 290 mm x 50 mm were cut across middle width of supplied sheets. The sheet thickness measured three points, equally spaced across the strip. The specimens were tested in a conditioning room maintained at a temperature of $23 \pm 2^{\circ}\text{C}$ and $60 \pm 5\%$ relative humidity.

5 Results

5.1 ATSM E96/E96M - 16 Water Vapour Transmission of materials.

The periodic measurements of the membrane test samples were recorded as shown in Table 5, below.

Date of test: 29 July 2020 – 4 September 2020

TABLE 4 WATER VAPOUR TRANSMISSION TEST RESULTS

Product	Samples	Weight change	Water Vapour Transmission	Permeance
		G/t = g / s	(G/t)/A = g / m ² 24hr	WVT/S(R1-R2) = ng/Pa.s.m ²
Aquaproof 115 UV-R – Waterproofing Membrane	8319.2/66	2.3 x 10 ⁻⁷	7.07	58.29
	8319.2/67	2.6 x 10 ⁻⁷	7.88	64.91
	8319.2/68	2.8 x 10 ⁻⁷	8.41	69.32
	Average	2.5 x 10 ⁻⁷	7.79	64.17

The performance criteria set out in AS4654.1 – 2012, Table A3 to record result, specifies a water vapour transmission rate shall determine if material is a moisture suppressant coating.

5.2 AS 4654.1:2012 Appendix B Resistance of waterproofing membranes to cyclic movement

The test result for cyclic movement of the waterproofing membrane test sample is shown in Table 7 below. The test sample completed 50 cycles for the nominal 2-hour period.

Date of test: 19 March 2020 – 23 March 2020

TABLE 5 TEST SAMPLE HOLING DURING CYCLIC MOVEMENT AND TEST RESULTS

Specimen:	Aquaproof 115 UV-R – Waterproofing Membrane	
Test sample and elongation at break:	Test sample 65 (l) mm x 25 (w) mm x 1.22 (t) mm section; Maximum extension movement used for the cycling is 4 mm extension – Class III.	
Clamped test sample of cyclic test:		
Observation and measurement:	<p><u>Observations:</u> At test completion the specimen showed no signs of rupture holing or cracking.</p>	

The performance criteria set out in AS4654.1:2012, Table A3 and section B4, pass or fail criteria by observing any cracking, rupture or necking of more than 1 mm down from original width.

5.3 AS 1580.403.2.1-2006 Paints and related materials – methods of test: Abrasion resistance

The test result for abrasion resistance using abrader wheels H22 on the waterproofing membrane test sample is shown in Table 6 below. The test sample completed 1000 cycles.

Date of test: 08 July 2020

TABLE 6 ABRASION RESISTANCE TEST RESULTS

Aquaproof 115 UV-R – Waterproofing Membrane	Specimen No.: 8319.2/59 Thickness (mm)			Specimen No.: 8319.2/60 Thickness (mm)		
	Pre Taber	Post Taber	Loss	Pre Taber	Post Taber	Loss
Test Point						
1	2.306	2.231	0.075	2.270	2.168	0.102
2	2.291	2.214	0.077	2.260	2.166	0.094
3	2.243	2.207	0.036	2.253	2.164	0.089
4	2.262	2.227	0.035	2.282	2.187	0.095
5	2.267	2.240	0.027	2.262	2.166	0.096
6	2.254	2.185	0.069	2.251	2.165	0.086
7	2.234	2.205	0.029	2.234	2.146	0.088
8	2.268	2.230	0.038	2.250	2.153	0.097
Average			0.048			0.093
Mean loss	0.071					

The performance criteria set out in AS4654.1:2012 section 2.3.2 Trafficable.

Pedestrian traffic only – abrasion depth less than 0.2 mm

Occasional service vehicle traffic – abrasion depth less than 0.1 mm

Regular vehicle traffic – abrasion depth less than 0.05 mm.

5.4 AS 4654.1:2012 Appendix A Durability of membrane

The tensile strength and elongation at break were recorded for the control and immersed test samples. Criteria for pass or failure of the immersed test samples were then compared to the control samples. AS 4654.1:2012 Table A2 joint movement bond breaker was also referenced in Table 7, below.

Date of test: 01 April 2020; 03 April 2020, 24 April 2020, 01-11 May 2020, 18- 25 May 2020.

Date of test: for 1st revalidation report SW8519- : 22 January 2024.

TABLE 7 DURABILITY TEST RESULTS

Aquaproof 115 UV-R – Waterproofing Membrane			Tensile Strength and Elongation		
Control samples 1 st revalidation 15/12/2023	Break Force (N)	Thickness (mm)	Tensile strength (F/A) (MPa)	Elongation at break (mm) & (%)	Passed/Failed
SW8519/01	85.54	1.05	8.05	197.47 & 394.94	-
SW8519 /02	70.90	0.93	7.62	186.35 & 372.70	-
SW8519/03	69.94	0.93	7.50	187.27&374.53	-
SW8519 /04	71.23	0.91	7.83	194.88& 389.76	-
SW8519 /05	62.80	0.90	6.98	179.47&358.94	-
Average	72.08	0.94	7.60	189.09& 378	-
Control samples	Break Force (N)	Thickness (mm)	Tensile strength (F/A) (MPa)	Elongation at break (mm) & (%)	Passed/Failed
8319.2/01	73.35	1.20	6.11	151.65 & 303	-
8319.2/02	80.18	1.30	6.12	156.79 & 314	-
8319.2/03	78.09	1.20	6.51	167.66 & 335	-
8319.2/04	79.04	1.20	6.59	162.66 & 325	-
8319.2/05	84.29	1.28	6.58	164.34 & 329	-
Average	79.0	1.24	6.40	160.62 & 321	-
Tensile Strength	79.0	1.24	6.40	160.62 & 321	-
Water Immersion	Average (N)		Average (MPa)	Average (mm) & (%)	-
7-day period	36.73	1.21	3.04	142.51 & 285	Passed*
28-day period	75.30	1.24	6.06	146.95 & 294	Passed*
56-day period	71.11	1.22	5.82	128.61 & 257	Passed*
Detergent Immersion	Average (N)		Average (MPa)	Average (mm) & (%)	-
7-day period	40.93	1.26	3.25	153.69 & 307	Passed*
28-day period	72.41	1.26	5.76	155.49 & 311	Passed*
56-day period	70.45	1.26	5.58	160.06 & 320	Passed*

Testing to AS 4654.1:2012 Waterproofing membranes for external above-ground use Part 1: Materials

Heat Ageing @ 80°C	Average (N)		Average (MPa)	Average (mm) & (%)	-
14-day period	79.40	1.24	6.40	119.04 & 238	Passed*
Ultraviolet resistance	Average (N)		Average (MPa)	Average (mm) & (%)	-
1000h of exposure	74.56	1.23	6.08	158.29 & 317	Passed*
Temperature Resistance	Average (N)		Average (MPa)	Average (mm) & (%)	
7 Days @-15°C	77.90	1.23	6.38	132.12 & 259	Passed*
7 Days @+85°C	79.86	1.26	6.44	138.99 & 283	Passed*

Table A4: Pass / Fail and Criteria compared with control samples.

*Passed – Elongation at break was above the 25% limit; and all immersed samples were above the 25% criteria for elongation at break Control samples. Class I, II and III of Table A1.

* Passed – Elongation at break for heat ageing at 80°C shall be not less than 50% of the results recorded for the controls.

The performance criteria set out in AS 4654.1:2012, Table A4 specifies a comparison of the immersed test samples to the unconditioned (control) test samples shall be greater than 25% elongation at break.




FIGURE 3 IMAGES OF TEST SAMPLE PERFORMING DURABILITY LOAD / ELONGATION TEST

Testing to AS 4654.1:2012 Waterproofing membranes for external above-ground use Part 1: Materials

5.5 ASTM C794:2018 Standard test method for adhesion-in-peel of elastomeric joint sealants

The measured dimensions of the test samples placed in the test rig stand are shown in Table 8, below.

Date of test: 3 July 2020 – 24 July 2020

TABLE 8 ADHESION-IN-PEEL STRENGTH TESTS RESULTS

Product	Samples	Length and Width of test samples mm	Concrete		Fibre-cement sheeting	
			Peel Adhesion strength in Dry condition N	Adhesive Failure Loss %	Peel Adhesion strength in Dry condition N	Substrate Failure Loss %
Aquaproof 115 UV-R - Waterproofing Membrane	8319.2/61	25x250	47.02	100	13.50	100
	8319.2/62	25x250	139.12	100	77.53	100
	8319.2/63	25x250	109.55	100	44.11	100
	8319.2/64	25x250	124.40	100	23.67	100
			Average = 105.02 N	100%	Average = 2.07 N	100%



FIGURE 4 IMAGES OF TEST SAMPLE PERFORMING ADHESION-IN-PEEL

5.6 AS/NZS 4347.9:1995 (Reconfirmed) 2014 Damp-proof courses and flashings— Methods of test, Method 9: Determining thickness.

The sheet thickness measured three points, equally spaced across the strip. The specimens tested in a conditioning room maintained at a temperature of 23 ±2°C and 60 ±5% relative humidity is shown in Table 9, below.

Date of test: 19 May 2020

TABLE 9 DETERMINING THICKNESS TEST RESULTS

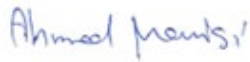

Product	Samples	Length and Width of test samples	Thickness
		mm	mm
Aquaproof 115 UV-R - Waterproofing Membrane	8319.2/56	290 x 50	1.185
	8319.2/56	290 x 50	1.199
	8319.2/56	290 x 50	1.194
	8319.2/57	290 x 50	1.200
	8319.2/57	290 x 50	1.200
	8319.2/57	290 x 50	1.216
	8319.2/58	290 x 50	1.213
	8319.2/58	290 x 50	1.225
	8319.2/58	290 x 50	1.220
		Average	

6 Comments

The Aquaproof 115 UV-R - Waterproofing Membrane, as described herein, when subjected to the test methods of AS 4654.1:2012 the properties of (a) moisture vapour transmission, (b) water absorption, (c) cyclic movement (Class III), (d) durability, (e) Bond strength to concrete, fibre-cement sheeting substrate and (f) membrane thickness met the performance criteria to AS 4654.1:2012 Waterproofing membranes for external above-ground use Part 1: Materials.

- The thickness range for the control specimens of the 1st revalidation report SW8519 is 0.90 – 1.05mm, which is less than the thickness range of the control specimens for the original report SW8319.2, which was in the range of 1.20 – 1.30mm.

The average result of the 1st revalidation of the Control' specimens for SW8519 is 378% >299 %, Class III-High Extensibility and met the performance to AS4654.1:2012 Waterproofing membranes for external above use Part 1: Materials.

	Author	Reviewer
Name	Ahmed Menisi	Ms Money Arora
Position	Technical Officer- Materials Performance	Team leader- Materials Performance
Date	25 May 2026	25 May 2026
		

CSIRO Science Connect

Infrastructure Technologies

Materials Performance

Gate 5, 2 Normanby Road

CLAYTON, VIC

AUSTRALIA 3168

Ph.: +61 (0)3 9545 8774

Web: <https://www.csiro.au/>

Fax: +61 (0)3 9544 1128

End of report